








*Annex A1 Photographic Records of Fauna Observed at Zone A - Cape Collinson during the REA Survey for the November 2013 Baseline Update Survey*

<p><i>Porites lutea</i> surrounded by crustose coralline algae</p>	<p><i>Favia</i> sp.</p>	<p><i>Plesiastrea versipora</i></p>
		
<p><i>Goniopora stutchburyi</i></p>	<p><i>Oulastrea crispata</i></p>	<p><i>Cyphastrea serailia</i></p>
		

*Encrusting Bryozoan*



*Crustose coralline algae and sea urchin (Anthocidaris crassipina)*



*Green mussel (Perna viridis)*



*Barnacles*




*Encrustation of oysters and crustose coralline algae*




*Paraplexaura sp.*









*Dendronephthya sp.*




*Euplexaura sp.*



*Annex A2 Photographic Records of Hard Coral Colonies Assessed at Zone A – Cape Collinson during the Coral Colony Monitoring for the November 2013 Baseline Update Survey*

Colony No. 1 – <i>Porites lutea</i>	Colony No. 2– <i>Porites lutea</i>	Colony No. 3 - <i>Porites lutea</i>
		
Colony No. 4 – <i>Goniopora stutchburyi</i>	Colony No. 5 – <i>Goniopora stutchburyi</i>	Colony No. 6 – <i>Goniopora stutchburyi</i>
		
Colony No. 7 – <i>Goniopora stutchburyi</i>	Colony No. 8 – <i>Oulastrea crispata</i>	Colony No. 9 – <i>Goniopora stutchburyi</i>






**Colony No. 10 - *Goniopora stutchburyi***



**Colony No. 11 - *Goniopora stutchburyi***






**Colony No. 12 - *Goniopora stutchburyi***






Colony No. 13 - *Goniopora stutchburyi*




Colony No. 14 - *Cyphastrea serailia*

Colony No. 15 - *Cyphastrea serailia*



*Annex A3 Photographic Records of Soft Coral Colonies Assessed at Zone A - Cape Collinson during the Coral Colony Monitoring for the November 2013 Baseline Update Survey*

Colony No. 1 - <i>Dendronephthya</i>	Colony No. 2 - <i>Euplexaura</i>	Colony No. 3 - <i>Dendronephthya</i>
		
Colony No. 4 - <i>Dendronephthya</i>	Colony No. 5 - <i>Dendronephthya</i>	Colony No. 6 - <i>Paraplexaura</i>



**Colony No. 7 - *Paraplexaura***

